

**JANOME**

# MY LOCK 744D

*Seam type: 2, 3 or 4 thread overlock*

*Needle: regular type (HAX1SP)*

*Seam length: 1-5mm*

*Seam width: 3.3mm (Narrow), 7.5mm (Wide), 2.0mm Rolled hem*

*Differential feed ratio: 0.5-2.2*

*Needle guard: front & back*

*Upper knife: retractable*

*Tension dials: numbered (one rotation)*

*Thread guides: color-coded*

*Presser foot: snap-on type*




# Free arm & flat bed convertible overlock machine

**JANOME**



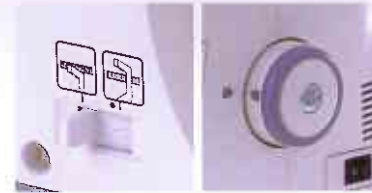
**Lay-in thread tension dial**  
The concealed threading path ensures easy to follow threading and stable sewing results.



**Free arm & flat bed convertible**  
Choose from free arm or flat bed setups.



**Easy rolled hem change-over**  
No need to change the needle plate for rolled hemming. Just slide the needle plate setting knob to the "R" position to switch the chaining finger to that for rolled hemming.




**Retractable upper knife**  
Upper knife can be quickly and easily deactivated by lining up the arrow marks and sliding the knob.



## 2-thread serging

2-thread serging works well for the rolled hem stitch with thick thread, flat lock stitch, and when overlock stitching stretch materials. Install the spreader attachment on that upper looper for 2-thread serging.



## Range of differential feed ratio

Setting the differential feed dial between 1.0 and 2.2 prevents stretched edges on knit fabrics. Setting the differential feed dial between 0.5 and 1.0 prevents puckered edges on fine woven fabrics.

## OPTIONAL ATTACHMENTS

